

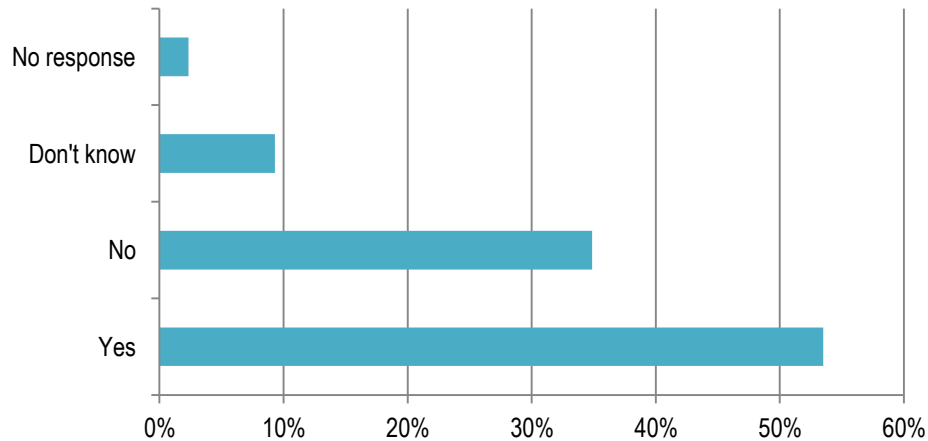


Council Tax Support Scheme 2017/18 Consultation

Total Responses: 43

Q1 Should the Council keep the current Council Tax Support scheme?

(Should it continue to reduce Council Tax for applicants in the way that it does at the moment?)



| | | |
|-------------|----|--------|
| Yes | 23 | 53.49% |
| No | 15 | 34.88% |
| Don't know | 4 | 9.30% |
| No response | 1 | 2.33% |
| | 43 | |

Question 1 Comments

Residents need to allocate funds to living costs and not smoking, drugs, alcohol, satellite tv etc.

Those applicants who are in need of support due to extenuating circumstances should receive support.

If support is withdrawn, recipients would only have to be funded by other support means.

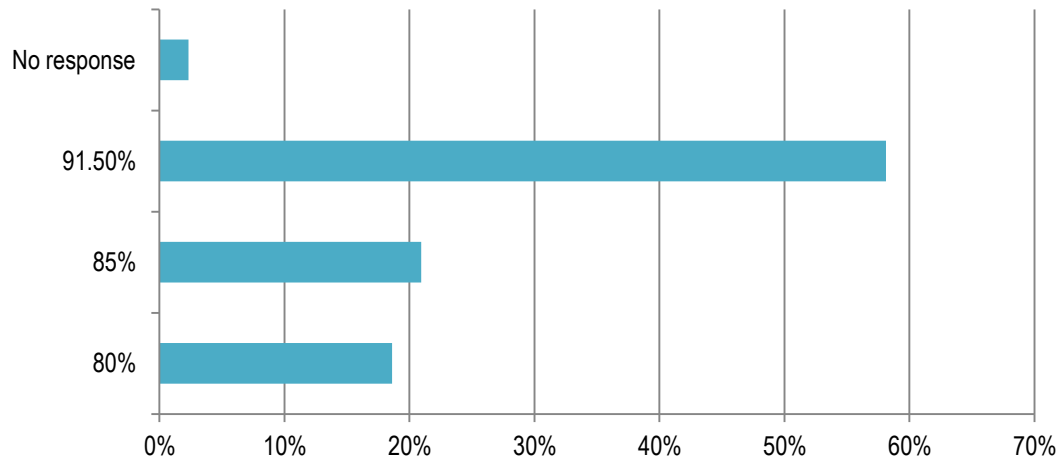
No support for those away more than 4 weeks a year though that could be difficult to prove.

I pay full council tax on a small works pension and my state pension - Anything that maintains what it is now with no increase is fine by me.

As I am retired feel that I am not qualified to comment on the necessity for the scheme. I am fortunate in that I have never, to my knowledge, had to claim any benefits. Apart I suppose from the bus pass system.

I think the way in which applicants are assessed needs to change and perhaps a stricter criteria should be implemented.

Q2 Having read the information, what do you consider should be the maximum level of Council Tax Support for working age applicants?

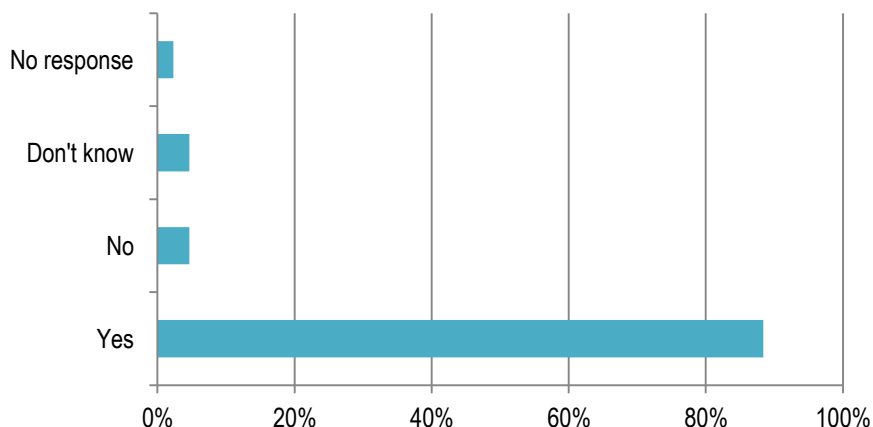


| | | |
|-------------|----|--------|
| 80% | 8 | 18.60% |
| 85% | 9 | 20.93% |
| 91.5% | 25 | 58.14% |
| No response | 1 | 2.33% |
| 43 | | |

Question 2 Comments

| |
|--|
| <p>The criteria for support could be investigated and possible changes made to offset any additional costs incurred in the changes.</p> |
| <p>Drawbacks of reducing the level are self evident and shown above.</p> |
| <p>An 85% rate would cost almost £10 per week in additional funds which could mean losing out on valuable food for vulnerable residents.</p> |
| <p>85% support is not really a lot of extra cost when spread over the year.</p> |
| <p>Councils must protect struggling residents.</p> |
| <p>Important to support vulnerable claimants.</p> |
| <p>We have lost enough services ie waste disposal (only certain hours) libraries, litter picking or the state of roads. I don't want to lose any more.</p> |
| <p>During each financial year is any review carried out to check any change in income for each applicant? A change either up or down might need an amendment. Is there provision for this?</p> |
| <p>The sympathetic view would be:- can those concerned make savings at all. If really 'strapped for cash' to the point of children going hungry stay at 91.5%. Can the working age households pay the increase? I am not working age. Can I therefore comment? What are the basis for support now? Based on the 'income' of the household? Who decides whether that is high to too low?</p> |
| <p>If the amount is not reduced, than myself as a tax payer, who is not entitled to any form of financial support will have to pay more in tax. This means less money for my family and another decrease in my income which makes my family more vulnerable. Unfortunately I have not seen an increase in my wage which would correlate with the introduction of the national living wage. Unfortunately I'm not entitled to any financial support with childcare. Childcare costs me £900 per month so that I can work to pay my rent. I can't afford to suffer another loss to fund the maintenance of the council tax support scheme.</p> |

Q3 Do you agree with the change to the temporary absence rule?

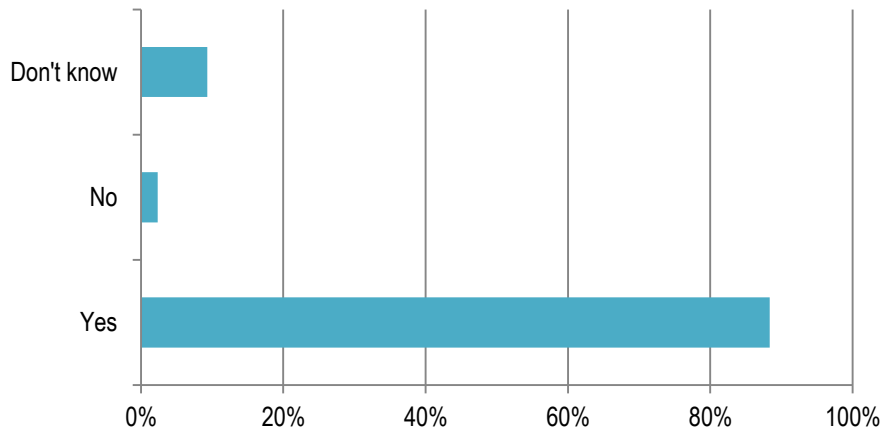


| | | |
|-------------|----|--------|
| Yes | 38 | 88.37% |
| No | 2 | 4.65% |
| Don't know | 2 | 4.65% |
| No response | 1 | 2.33% |
| 43 | | |

Question 3 Comments

| |
|--|
| I was unaware that reductions applied to those who may choose to live abroad for part of the year. |
| I agree with bringing this in line with housing benefit, it's common sense to align them. Why should people receive benefits when they are not here? |
| Providing any rules on reapplication are followed sensibly. |
| I am strongly in favour of this. Such applicants will not be 'hard up' if they can be absent from Great Britain for more than 4 weeks. |
| Absence usually means holidays or somewhere else to live. Consider giving advance exception for family reasons, illness etc. |
| In my opinion asking for Council Tax Support and then having the funds to go abroad is just milking the system. Armed Forces and Mariners being the exception. |

Q4 Do you agree with the change to the scheme for new ESA applicants?

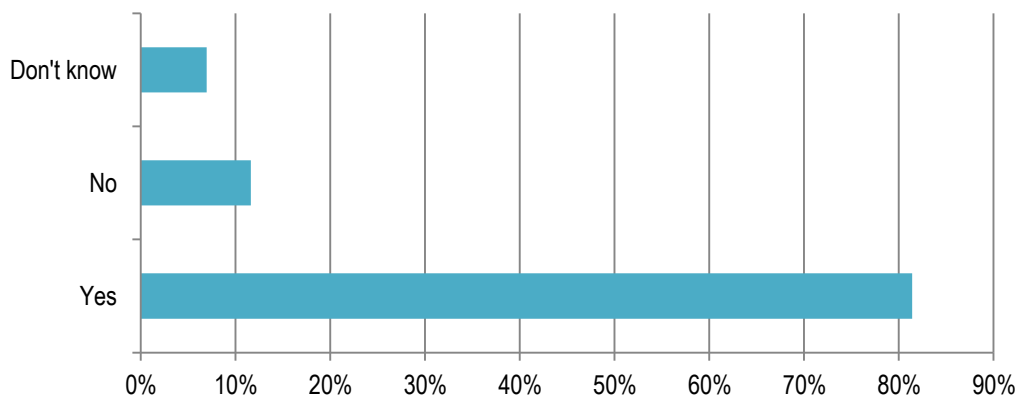


| | | |
|------------|----|--------|
| Yes | 38 | 88.37% |
| No | 1 | 2.33% |
| Don't know | 4 | 9.30% |
| 43 | | |

Question 4 Comments

| |
|--|
| It must be good if it simplifies administration for the council. |
| It simplifies the system |

Q5 Do you agree with the proposal to limit the number of dependent children within the calculation for Council Tax Support to a maximum of two?

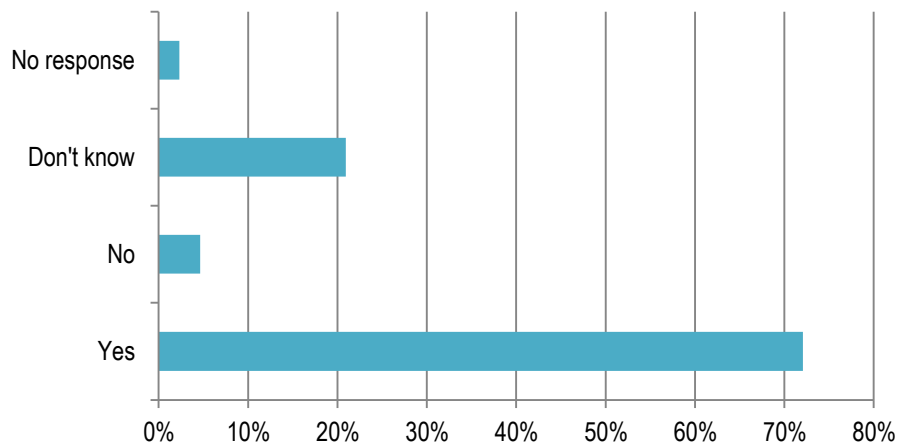


| | | |
|------------|----|--------|
| Yes | 35 | 81.40% |
| No | 5 | 11.63% |
| Don't know | 3 | 6.98% |
| 43 | | |

Question 5 Comments

| |
|--|
| Strongly agree providing the exceptions above are implemented. Simplifies overall benefits system. |
| (Both Yes and No were ticked) More time should be given before introduction - April 2017 is only 8 months away. |
| A very reasonable proposal. |
| Limit to 3 children. |
| This seems a hard choice, but in the current financial situation, it could encourage a sense of responsibility in applicants, provided that the above exemptions are applicable. |
| As long as the changes are widely understood. |
| The same rules should apply to all families regardless of whether children were born before or after any given date. |

Q6 Do you agree with the proposal to remove entitlement to the Severe Disability Premium where another person is paid Universal Credit (Carers Element) to look after them?

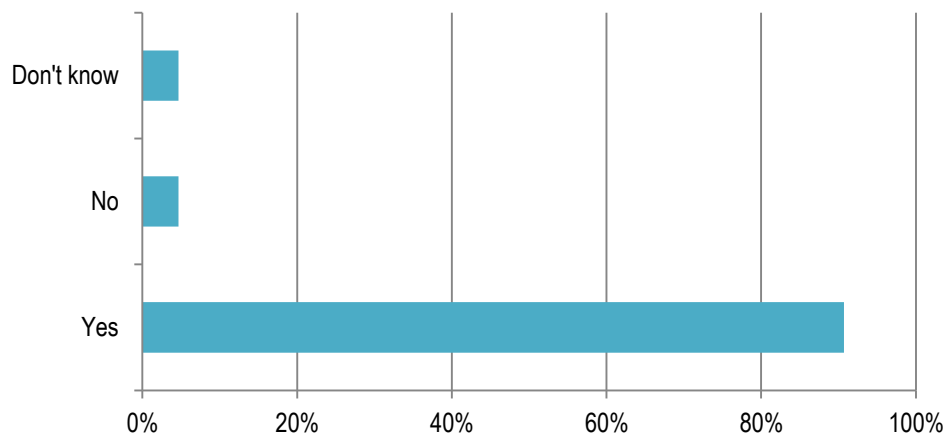


| | | |
|-------------|----|--------|
| Yes | 31 | 72.09% |
| No | 2 | 4.65% |
| Don't know | 9 | 20.93% |
| No response | 1 | 2.33% |
| 43 | | |

Question 6 Comments

| |
|---|
| Benefit should only be paid once - brings in line with housing benefit. |
| It will not be liked but should go ahead. |

Q7 Do you agree with the proposal to use a set income for self-employed earners after one year's self-employment?



| | | |
|------------|----|--------|
| Yes | 39 | 90.70% |
| No | 2 | 4.65% |
| Don't know | 2 | 4.65% |
| | | 43 |

Question 7 Comments

| |
|---|
| Brings in line with universal credit. |
| As you know probably, self-employed people, even on a low wage, are allowed to take off certain costs involved in their work, making their total income subject to as little tax as possible. |
| There is no drawback to this proposal? To everyone? |

Further comments on the Council Tax Support scheme in Ryedale and changes proposed

| |
|---|
| The local councils are requiring to increase their income to cover service costs so it is a really good idea to realign all these council tax support services so they can collect a more realistic in one from all households. |
| The new proposals will make life EVEN more difficult for the lowest paid. |
| Without supporting evidence it is difficult to believe when the council says there are no drawbacks to a proposal. |

About You

Household in receipt of Council Tax Support

| | | |
|-------------|----|--------|
| Yes | 1 | 2.33% |
| No | 38 | 88.37% |
| Don't know | 2 | 4.65% |
| No response | 2 | 4.65% |
| | 43 | |

Gender

| | | |
|-------------------|----|--------|
| Male | 23 | 53.49% |
| Female | 16 | 37.21% |
| Prefer not to say | 4 | 9.30% |
| | 43 | |

Age Group

| | | |
|-------------------|----|--------|
| Under 18 | 0 | 0.00% |
| 18-24 | 0 | 0.00% |
| 25-34 | 0 | 0.00% |
| 35-44 | 6 | 13.95% |
| 45-54 | 5 | 11.63% |
| 55-64 | 12 | 27.91% |
| 65-74 | 10 | 23.26% |
| 75-84 | 7 | 16.28% |
| 85+ | 1 | 2.33% |
| Prefer not to say | 2 | 4.65% |
| | 43 | |

Disability

| | | |
|-------------------|----|--------|
| No | 37 | 86.05% |
| Yes | 2 | 4.65% |
| Prefer not to say | 4 | 9.30% |
| | 43 | |

Which of the following towns do you live in or closest to?

| | | |
|----------------|----|--------|
| Helmsley | 3 | 6.98% |
| Kirkbymoorside | 3 | 6.98% |
| Malton | 13 | 30.23% |
| Norton | 9 | 20.93% |
| Pickering | 12 | 27.91% |
| No response | 3 | 6.98% |
| | 43 | |